



CONTINUING PROFESSIONAL DEVELOPMENT

American Board of Pediatrics (ABP) MOC Part 2

CloudCME
cme.ouhsc.edu

Adding ABP Required data to your Profile

CloudCME Log-In

Step 1: Click on "Sign-In" cme.ouhsc.edu


If you have an OUHSC e-mail account:
You can sign in with your OUHSC user name and password
(Note: If your OUHSC password does not work, please call our office at 405-271-2350 ext. 1)

If you do not have an OUHSC e-mail account, but have received CME credit from our office in the past:

Click "Log in with my CloudCME account"
Enter your e-mail address and click forgot your password?
The system will send you an e-mail to allow you to change your password

If you do not have an OUHSC e-mail account and have NOT received CME credit from our office in the past:

Click "Log in with my CloudCME account"
"Click Don't have an account?"
You will be prompted to create an account



Course #19019, **Season Poisoning**
Date: Friday, April 5, 2019
Check-in, breakfast and
Location: OUHSC Cam
Oklahoma City, OK 73104
Earn up to 7.75 AMAA PAs
This activity is eligible for
Nursing pharmacology hours

Course #19008, **45th Annual Advances in Pediatrics: The Exceptional Child: Child Special Health Care Needs**

My CME button

Step 2: Click on your My CME button




Welcome to the
University of Oklahoma College of Medicine
Irwin H. Brown Office of
Continuing Professional Development

Upcoming Live Activities



Course #19010, **Second Annual Toxicology Education Day: Emerging Trends in Drug Poisoning**
Date: Friday, April 5, 2019, 8 a.m. - 5 p.m.
Check-in, breakfast and exhibitor viewing begin at 7:30 a.m.
Location: OUHSC Campus, Nicholson Conference Center, Nicholson Tower, 5th Floor, 99, Oklahoma City, OK 73104
Earn up to 7.75 AMAA PAs Category 1 Credits™ and ANCC nursing credits
This activity is eligible for 7.75 contact hours of ACPE credit
Nursing pharmacology hours pending approval.

Course #19008, **45th Annual Advances in Pediatrics: The Exceptional Child: Child Special Health Care Needs**




**College of
Medicine**
CONTINUING PROFESSIONAL
DEVELOPMENT

<< Return to Main Site
Welcome Myrna Rae Page, MD


Sign Out Live Courses RSS Calendar Online Courses About Contact Us Resources Help Faculty My CME Q

My CME


Instructions: Click a button to proceed.




Profile




Transcript




Evaluations &
Certificates



Registrations &
Receipts




Tests



Syllabus

Step 3: Click on the "Profile" button



Step 4: Check the ABP MOC Part 2 credit category

Please complete the information below. Required fields are noted with a red asterisk. Scroll down and click Submit. If you are new to this system, you will need to login with your email address and the password you created below.

University of Oklahoma College of Medicine

I am eligible for the following credit categories

<input checked="" type="checkbox"/> AMA PRA Category 1 Credits™ <input type="checkbox"/> American Academy of Family Phy Elective Credits <input type="checkbox"/> AAPA Category 1 (Preapproved) CME credit <input type="checkbox"/> Clinical Category I AAPA CME Credit <input type="checkbox"/> AAPA Category II Credit <input type="checkbox"/> AMA PRA Category 2 Credit(s)™ <input type="checkbox"/> American Osteopathic Med AOA-1B <input type="checkbox"/> Accredited Continuing Pharmacy Education <input type="checkbox"/> ANCC Nursing Pharmacology Continuing Education Credits <input type="checkbox"/> LCSW <input type="checkbox"/> AAPA Category 1 PI-CME credits <input type="checkbox"/> CDE (Certified Diabetes Educator) <input type="checkbox"/> General Attendance <input checked="" type="checkbox"/> ABIM MOC Part 2 <input type="checkbox"/> ABPath SAM	<input type="checkbox"/> Non-Physician Attendance <input type="checkbox"/> American Academy of Family Phy Prescribed Credits <input type="checkbox"/> AAPA Category 1 (Preapproved) CME <input type="checkbox"/> Professional Category I AAPA CME Credit <input type="checkbox"/> American College of ObGyn <input type="checkbox"/> AMA International <input type="checkbox"/> American Osteo Assoc Category 2 <input type="checkbox"/> ANCC Nursing Contact Hours <input type="checkbox"/> ABP MOC Credit <input type="checkbox"/> American Osteopathic Med AOA Category 1-A Credit(s) <input type="checkbox"/> ADA CERP CE <input type="checkbox"/> AAPA Category 1 CME credits <input checked="" type="checkbox"/> CDR Registered Dietitian/Dietetic Technician <input checked="" type="checkbox"/> ABP MOC Part 2 <input type="checkbox"/> ABA MOCA 2.009 Part 2
---	---

Step 5: Enter your National Provider Identifier (NPI) #

If you don't know your number click on the following link

<https://npidb.org/mpi-lookup/>

Step 6: Maintenance of Certification (MOC) – Will you be claiming MOC points? **Click on the Box**

Step 7: Check the “I provide permission for my MOC completion information to be shared and transmitted to the Accreditation Council for Continuing Medical Education (ACCME)” box.

NPI 00000

Sooner Care ID Number

Employing Agency

Agency Address

Pharmacy NABP e-Profile ID #

ACC Member ID #

Maintenance of Certification (MOC)

Maintenance of Certification (MOC)

Will you be claiming MOC points?

Yes

No

I provide permission for my MOC completion information to be shared and transmitted to the Accreditation Council for Continuing Medical Education (ACCME).

Step 8: Enter your ABP Diplomate ID

If you do not know your ABP Diplomate ID Click here to look up your ID#

<https://www.abp.org/content/verification-certification>

Step 9: Enter your Birth Month and Birth Day

Maintenance of Certification (MOC)

Will you be claiming MOC points?

Yes

No

I provide permission for my MOC completion information to be shared and transmitted to the Accreditation Council for Continuing Medical Education (ACCME).

ABIM Diplomate ID

ABP Diplomate ID 0000000

ABA Diplomate ID

ABPath Diplomate ID

For MOC reporting, please provide your birth month and day:

Birth Month 12 Birth Day 1

If you do not know your ABIM Diplomate ID, please [click here to look up your ID #](#).

If you do not know your ABP Diplomate ID, please [click here to look up your ID #](#).

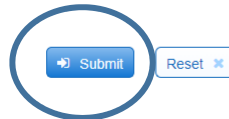
If you do not know your ABA ID, please call the ABA Communications Center at (866) 999-7501.

If you do not know your ABPath ID, please call the American Board of Pathology at (813) 286-2444.

Step 10: Scroll to the bottom of the profile page and click **“Submit”** button

Submit

- Preventive Medicine
- Psychiatry
- Public Health
- Radiation Oncology
- Radiology/Imaging
- Research
- Rheumatology
- School Psychology
- Speech Pathology
- Substance Abuse
- Transplant Hepatology
- Trauma
- Urogynecology
- Professionalism
- Psychology
- Pulmonary Med
- Radiology-Inter
- Reproductive E
- Respiratory Th
- School Health
- Sleep Medicine
- Sports Medicin
- Surgery
- Transport Medi
- Urgent Care
- Urology



CONTINUING PROFESSIONAL DEVELOPMENT

American Board of Pediatrics (ABP) MOC Part 2
How to Claim ABP MOC Part 2 Points
ouhsc.cloud-cme.com

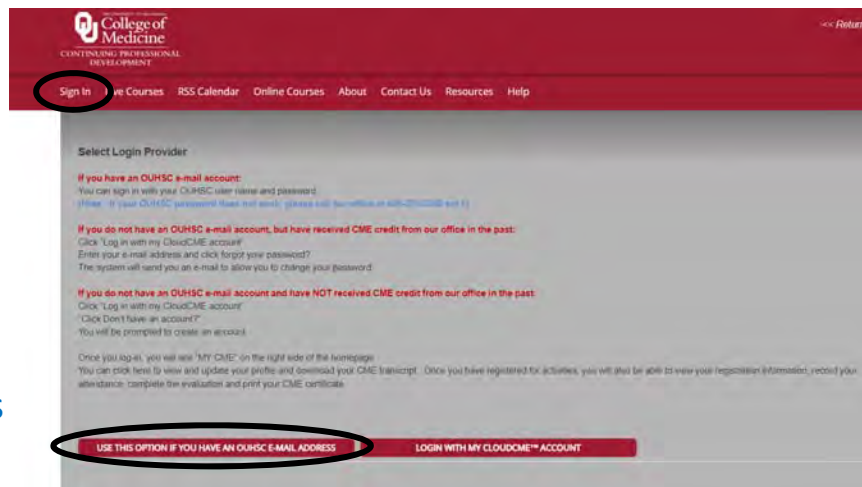
Must be completed on the CloudCME website (CANNOT complete using the CloudCME app on your phone)

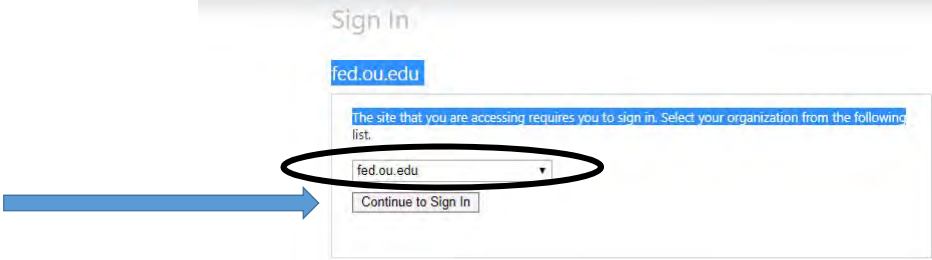
Website:
Cme.ouhsc.edu

Step 1: "Sign in" to
CloudCME

Sign In

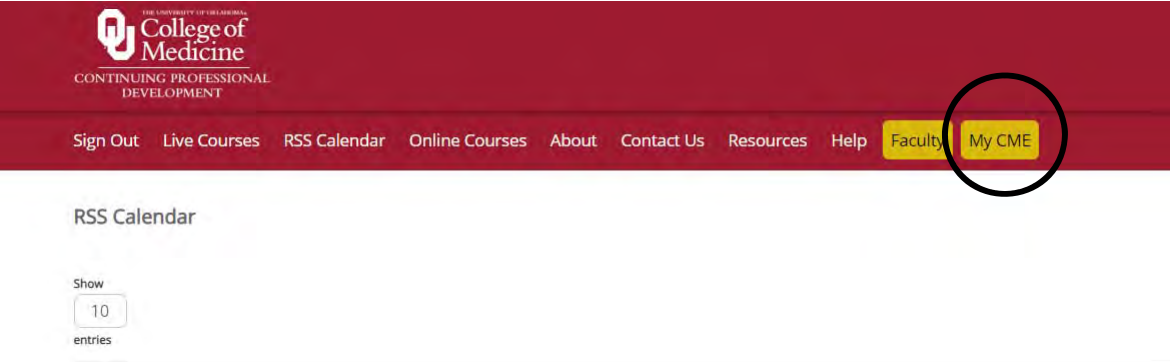
Step 2: "Use this
option if you have an
OUHSC Email Address






Step 3: This pop up may or may not show up. If it does select: **fed.ou.edu**

Step 4: Click on the “Continue to Sign In” button using your OUHSC “User Name” and “Password”



Step 5: Click on your “My CME” button


(You must first take the MOC Test, then complete the CME evaluation to receive MOC and/or CME credit.)


<< Return to Main Site
Welcome Myrna Rae Page, MD


[Sign Out](#) [Live Courses](#) [RSS Calendar](#) [Online Courses](#) [About](#) [Contact Us](#) [Resources](#) [Help](#) [Faculty](#) [My CME](#) Q

My CME


Instructions: Click a button to proceed.




Profile




Transcript




Evaluations & Certificates



Registrations & Receipts




Tests



Syllabus

Step 6: Click on the "Evaluation & Certificates" button



Step 7: Click on the 19D06 test with the most current date and title of the session

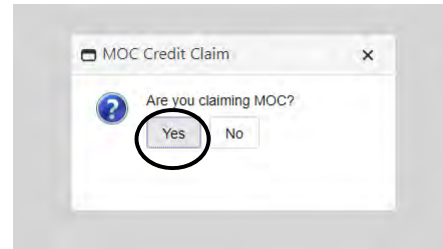
Evaluations and Certificates

After receiving credit, certificates will be displayed in this area for 1-3 months. Please print or save any certificates before this time period ends. (Note: All credits will be recorded on transcripts, available for download 24/7 in the "Transcripts" area of the portal - credits earned do not disappear from transcripts.)

Event Date	Course Title	Evaluations	Certificates	Claim MOC?
12/11/2018	Test RSS text	Complete Evaluation		
1/31/2019	19d06, Department of Pediatrics Grand Rounds	Complete Evaluation		
12/12/2018	CPD Online Enduring Parent Test - AMA PRA Category 1 Credits™		DOWNLOAD CERTIFICATE	

Step 8: If you are claiming MOC Credit click “Yes”

Yes



A screenshot of the College of Medicine website. The header is red with the College of Medicine logo and the text "CONTINUING PROFESSIONAL DEVELOPMENT". Below the header is a navigation menu with links: Sign Out, Live Courses, RSS Calendar, Online Courses, About, Contact Us, Resources, Help, Faculty, and My CME. The main content area is titled "Tests" and has a "Show Completed Tests:" section with a checked checkbox. Below this is a list of tests. The first test is "19D06, Title of Session", which is circled in black. The other tests are "19D31, Ross Procedure Test, Dec. 13, 2018", "Tulsa RSS Training", and "Module 2: Pain A Complex Neuro-Psychio-Social Phenomenon".

Step 9: Select the test for 19d06 with the most current title.

Take Post Test

Passing Standard: The passing standard is 80%

ABP Test 1, Today

1/2 : Q1.

Previous

Next

How did we do with Dr. Candler's Audit?

- Great
 Failed

Submit

Step 10: Take the test, the passing standard is 80%

Step 11: Answer question 1 and click the "Submit" button.

Submit

ABP Test 1, Today

1/2 : Q1.

Previous

Next

How did we do with Dr. Candler's Audit?

- Great
 Failed

Check Answer

Incorrect, According to his email. Only 3 things were reported that needed to be reviewed

Step 12: Click on "Check Answer" button

Check Answer

Step 13: Click on "Next" button

Next

ABP Test 2, with wrong certificate

2/2 : Q2. Show Results

What is the name of the Dean for the College of Medicine

- Dr. Robert Salinas
- John Brightbill
- Dr. John Zubialde

Submit Show Results

Step 14: Click on "Submit" button

2/2 : Q2. Show Results

What is the name of the Dean for the College of Medicine

- Dr. Robert Salinas
- John Brightbill
- Dr. John Zubialde

Check Answer Show Results

Step 15: Click on "Check Answer" button

ABP Test 2, with wrong certificate

2/2 : Q2. Show Results

What is the name of the Dean for the College of Medicine

- Dr. Robert Salinas
- John Brightbill
- Dr. John Zubialde

Check Answer

Incorrect, he is a family medicine physician and heading up the diversity team for the college.

Step 16: Click on the "Show Results" Button Show Results

Show Test Results – Fail the test

Total Questions	2
Number Correct	1
Score	50%



Your score is below the minimal guidelines and does not qualify for credits yet.
Close this module by clicking the X in the upper right corner of the popup window.

Step 17: If learner fails the test they will have to take the test again (2 more opportunities to pass) Click on the “X” to close the popup window



Show Test Results – Pass the test

Total Questions	2
Number Correct	2
Score	100%

You have completed this case successfully. To receive credit and obtain a certificate, click the Complete Evaluation button below.

Complete Evaluation

Step 18: You must take the CME evaluation to receive your MOC credit. Click on the “Complete Evaluation” button

Complete Evaluation

Evaluations and Certificates

Evaluations and Certificates

After receiving credit, certificates will be displayed in this area for 1-3 months. Please print or save any certificates before this time period ends. (Note: All credits will be recorded on transcripts, available for download 24/7 in the "Transcripts" area of the portal - credits earned do not disappear from transcripts.)

Event Date	Course Title	Evaluations	Certificates	Claim MOC
12/13/2018	19D31, Cardiology Grand Rounds	Complete Evaluation		
1/30/2019	Test RSS text	Complete Evaluation		
1/31/2019	19d06, Title of Session	Complete Evaluation		

Step 19: The Course Title will always be "19D06 Pediatric Grand Rounds" – the learner will have to scroll down to find the date of the session and click on "Complete Evaluation"

Complete Evaluation

Evaluation

Step 20: Complete the evaluation and click on "Submit" button

Submit

Evaluation for ABP Test 2, with wrong certificate

Participant: The Office of Continuing Professional Development is required to determine "changes in practice" based on attendance at accredited CME activities. This survey was developed to determine if you did make changes. Change might include any of the following: patient care, research, understanding of disorders/illnesses and their treatment and/or administration, professional practice, business or personal improvements.

Please complete the following questions and then submit after reviewing your responses.

As a result of the information presented in this session will you adopt a new strategy for managing in-patients/out-patients or accomplish changes in research, administration, professional practice, business or personal improvements?

- Yes, I will make changes in my practice.
- No, I will not make any changes.
- I am already following recommendations presented and/or information presented is in line with my current practices.

Please provide any additional comments below:

If the Submit button below (computer) or above (tablet/mobile) is dimmed, you have not fully completed the evaluation. Please review the form for any required fields (with an asterisk) that you may have missed.

Submit

Evaluations and Certificates

Evaluations and Certificates

After receiving credit, certificates will be displayed in this area for 13 months. Please print or save any certificates before this time period ends. (Note: All credits will be recorded on transcripts, available for download 24/7. In the "Transcripts" area of the portal, credits earned do not disappear from transcripts.)

Event Date	Course Title	Evaluations	Certificates	Claim MOC
1/31/2019	Test RSS text - AMA PRA Category 1 Credits™		1 st Certificate	DOWNLOAD CERTIFICATE
1/31/2019	Test RSS text - ABP MOC Part 2		2 nd Certificate	DOWNLOAD CERTIFICATE

Step 21: The learner will be automatically taken back to the Evaluations and Certificates tab. They will have to scroll down (items are in date order from oldest to most current) to find their certificate. Both the *AMA PRA Category 1 Credit™* and the ABP MOC Part 2 points will be posted on the first certificate titled "*AMA PRA Category 1 Credits™*".

Intentionally the second certificate is blank (we cannot remove it from Cloud)

Transcript

The certificate is only available to about 100 days. The information for both AMA PRA Category 1 Credit and the ABP MOC Part 2 points are simultaneously added to the transcript which is available 24/7.

My CME

Instructions: Click a button to proceed.



Step 22: Click on the Transcript button in My CME



Step 23: Enter the “Start” and “End” date for your transcript.

Step 24: You may either “Download” or “Email Transcript” or “Print”.

Download Transcript Email Transcript

Start Date: 1/1/2010 End Date: 1/30/2019

Do you have documentation, transcripts, etc. that you would like to append to your overall transcript so you have it all in one place? Click Upload to upload a PDF, Microsoft Word, or Microsoft Excel file that will be auto-appended to the end of your transcript file.

ouhaz_28808_Transcript.pdf 1/4

ID	Activity	Count	Credits
2325	OU Medical Center - LDI	2	7.00
	8/12/2011 - 12/21 LDI, 1st Quarter		2.25
	2/5/2012 - 12/21 LDI, 3rd Quarter		
2804	OU Medical Center	1	2.50
	3/31/2013 - 13/21 OU Medical - 3rd Quarter		
789	18th Primary Care Update	1	42.50
	5/18/2013 - 18th Primary Care Update		
796	Test of MTK 2013	1	1.00
	6/21/2013 - Test of MTK 2013		
2864	OU Medicine LDI	2	3.25
	7/15/2013 - Medicine and Health Reform		
	2/28/2014 - OU Medicine's 18th LDI		3.90

Non-Physician Attendance
Total: 152.75